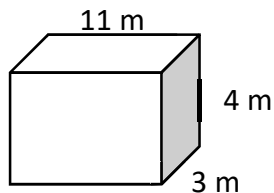


Math Worksheets

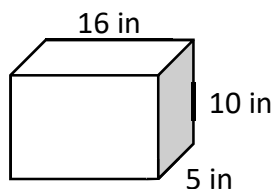
**Rectangular Prism**

 Find the volume of each Rectangular Prism.

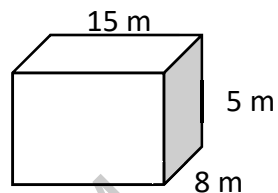
1)



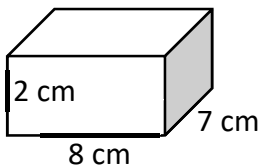
2)



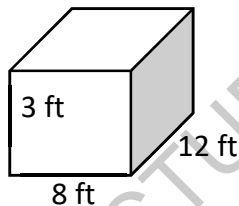
3)



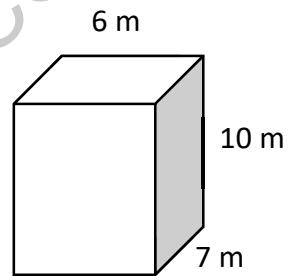
4)



5)

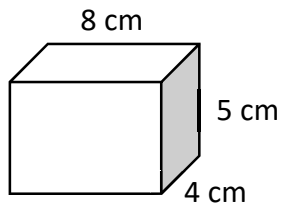


6)

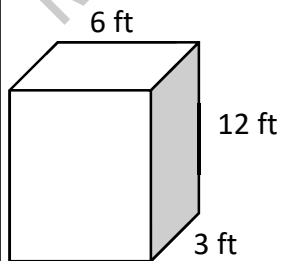


 Find the surface area of each Rectangular Prism.

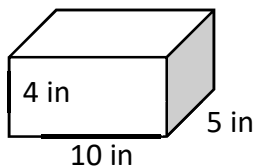
7)



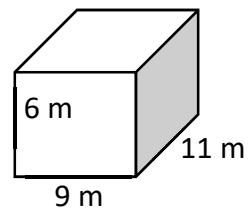
8)



9)



10)



## Answers of Worksheets

### Rectangular Prism

1)  $132 m^3$

2)  $800 in^3$

3)  $600 m^3$

4)  $112 cm^3$

5)  $288 ft^3$

6)  $420 m^3$

7)  $184 cm^2$

8)  $252 ft^2$

9)  $220 in^2$

10)  $438 m^2$

MEGALECTURE.COM