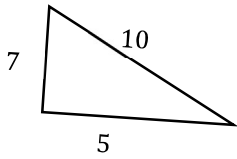


Math Worksheets

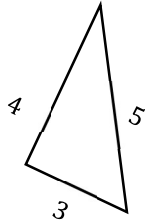
Pythagorean Relationship

 Do the following lengths form a right triangle?

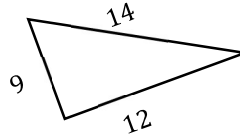
1)



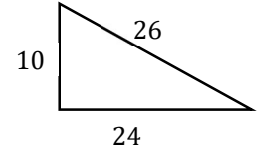
2)



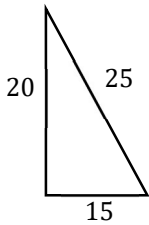
3)



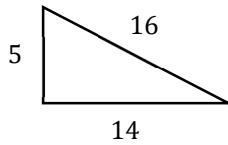
4)



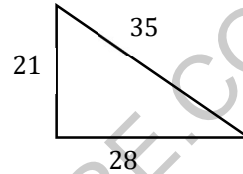
5)



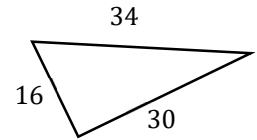
6)



7)

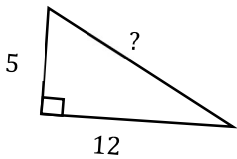


8)

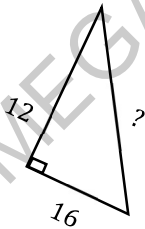


 Find the missing side?

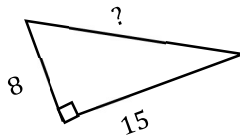
9)



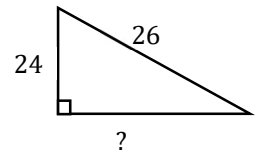
10)



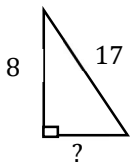
11)



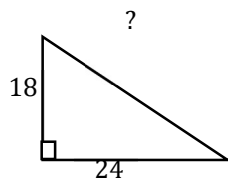
12)



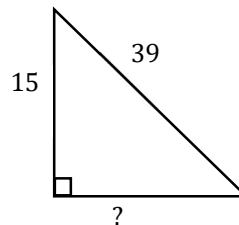
13)



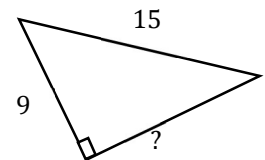
14)



15)



16)



Answers of Worksheets

Pythagorean Relationship

- | | | | |
|--------|--------|--------|--------|
| 1) No | 5) Yes | 9) 13 | 13) 15 |
| 2) Yes | 6) No | 10) 20 | 14) 30 |
| 3) No | 7) Yes | 11) 17 | 15) 36 |
| 4) Yes | 8) Yes | 12) 10 | 16) 12 |

MEGALECTURE.COM