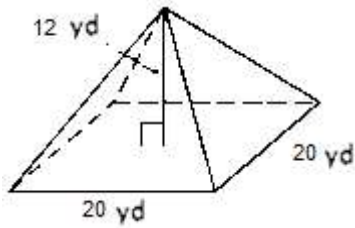


Math Worksheets

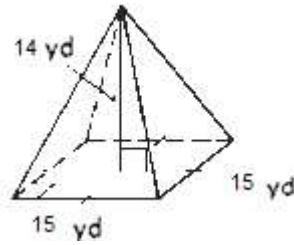
**Pyramids and Cone**

 Find the volume of each Pyramid and Cone. ( $\pi = 3.14$ )

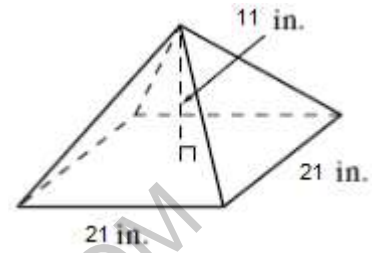
1)



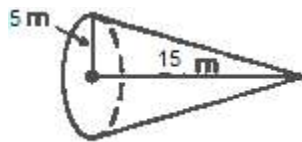
2)



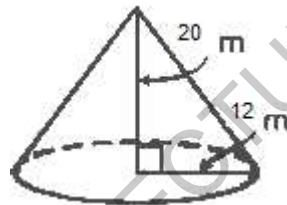
3)



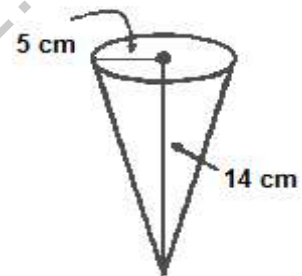
4)



5)

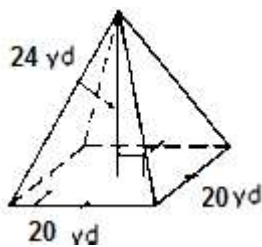


6)

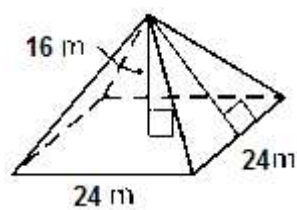


 Find the surface area of each Pyramid and Cone. ( $\pi = 3.14$ )

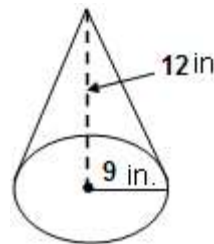
7)



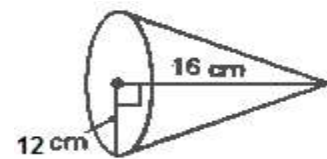
8)



9)



10)



## Answers of Worksheets

### Pyramids and Cone

1)  $1,600 \text{ yd}^3$

2)  $1,050 \text{ yd}^3$

3)  $1,617 \text{ in}^3$

4)  $392.5 \text{ m}^3$

5)  $3,014.4 \text{ m}^3$

6)  $366.33 \text{ cm}^3$

7)  $1,440 \text{ yd}^2$

8)  $1,536 \text{ m}^2$

9)  $678.24 \text{ in}^2$

10)  $1,205.76 \text{ cm}^2$

MEGALECTURE.COM