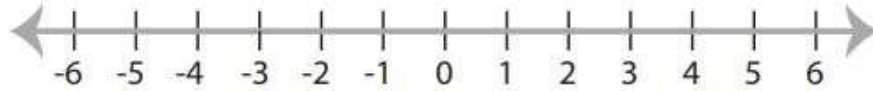


Math Worksheets

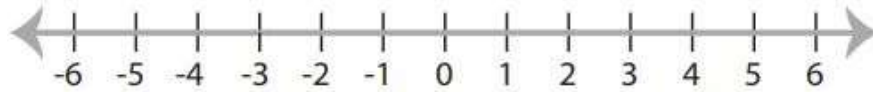
Graphing Single-Variable Inequalities

 Draw a graph for each inequality.

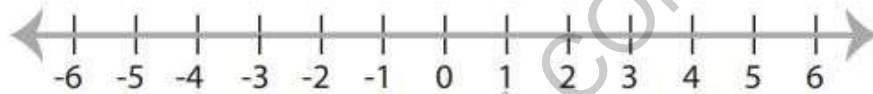
1) $x > -1$



2) $x \leq 2$



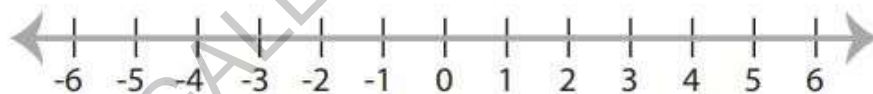
3) $x \geq 0$



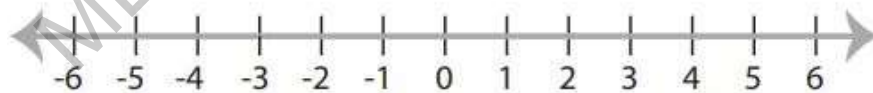
4) $x < -3$



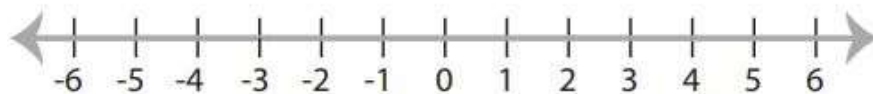
5) $x < \frac{1}{2}$



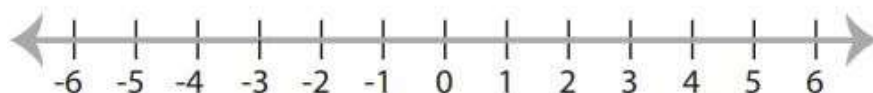
6) $x \leq -2$



7) $x \leq 3$




8) $x \geq -\frac{7}{2}$




Answers of Worksheets

Graphing Single-Variable Inequalities

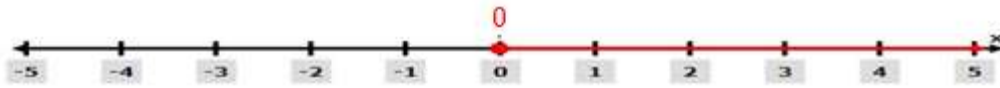
1)



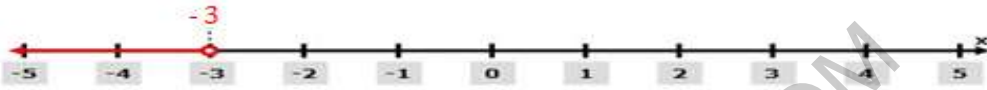
2)



3)




4)



5)

6)



7)



8)



MEGALECTURE.COM